


**20% COMPONENT OF THE IRA UTILIZATION
For the 1st Quarter, of CY 2019**


CITY OF NAGA


Program or Project	Location	Total Cost	Date Started	Target Completion Date	Project Status		No. of Extensions, if any	Remarks
					% of Completion	Total Cost Incurred to Date		
Social Development								
Urban Settlements and Infrastructure Development Fund		19,295,725.10						
Road Widening	Calauag St.	704,274.90	02/25/19	04/08/19	100%	704,274.90		RS Delovino Builders and Supplies
SUB - TOTAL		20,000,000.00				704,274.90		
Economic Development								
Amortization of Loan	LBP (P42,819,328)	4,575,100.00	02/04/19	12/31/19	25%	1,163,893.86		Total cost = Loan due CY (P+1)
Amortization of Loan	LBP (P117,902,000)	12,210,000.00	01/14/19	12/31/19	25%	3,099,126.75		Total cost = Loan due CY (P+1)
Naga River Rehabilitation Project		13,100,000.00				-		
Urban Infrastructure Fund		33,800,000.00				-		
SUB - TOTAL		63,685,100.00				4,263,020.61		
Environmental Management								
Amortization of Loan	DBP (P15,345,872.70)	5,968,000.00	03/25/19	12/31/19	10%	573,508.30		Total cost = Loan due CY (P+1)
Sanitary Landfill Project		40,000,000.00				-		
SUB - TOTAL		45,968,000.00				573,508.30		
GRAND TOTAL		129,653,100.00				5,540,803.81		

Nota bene: Classification of PPAs is based on approved budget CY 2019

We hereby certify that we have reviewed the contents and hereby attest to the veracity and correctness of the data or information contained in this document.


PACIENCIA S. TABINAS
City Accountant


WILFREDO B. PRILLES, JR.
CPDO/PMC Secretariat


JOHN G. BONGAT
Local Chief Executive