


PROGRAM APPROPRIATION AND OBLIGATION BY OBJECT
NAGA CITY


Office : PUBLIC SAFETY OFFICE

OBJECT OF EXPENDITURES	ACCOUNT CODE	PAST YEAR 2019 (Actual)	Current Year 2020			BUDGET YEAR 2021 (Proposed)
			1st Semester (Actual)	2nd Semester (Estimate)	TOTAL	
A. Personal Services:						
1 Salaries & Wages-Regular (26)	5-01-01-010	P 3,766,504.65	P 1,859,281.00	P 2,246,327.00	P 4,105,608.00	P 4,925,688.00
2 Salaries & Wages-Casual (75)	5-01-01-020	7,320,376.58	4,290,904.52	6,166,291.48	10,457,196.00	9,978,816.00
3 PERA	5-01-02-010	1,757,363.81	846,774.57	1,073,225.43	1,920,000.00	2,424,000.00
4 Representation Allowance	5-01-02-020	85,500.00	42,750.00	42,750.00	85,500.00	85,500.00
5 Transportation Allowance	5-01-02-030	85,500.00	42,750.00	42,750.00	85,500.00	85,500.00
6 Clothing/Uniform Allowance	5-01-02-040	450,000.00	462,000.00	18,000.00	480,000.00	606,000.00
7 Productivity Enhancement Incentive	5-01-02-080	370,000.00	-	400,000.00	400,000.00	505,000.00
8 Longevity Pay	5-01-02-120	70,000.00	45,000.00	-	45,000.00	45,000.00
9 Overtime & Night Time Pay	5-01-02-130	-	-	50,000.00	50,000.00	200,000.00
10 Year End Bonus	5-01-02-140	885,414.60	-	974,955.00	974,955.00	1,292,209.00
11 Cash Gift	5-01-02-150	373,000.00	-	400,000.00	400,000.00	505,000.00
12 Other Bonuses and Allowances (Mid-Year Bonus)	5-01-02-990	895,834.50	967,358.36	7,596.64	974,955.00	1,292,209.00
13 Other Bonuses and Allowances(PBB)	5-01-02-990-1	-	-	-	-	-
14 Retirement & Life Insurance Contributions	5-01-03-010	1,294,887.40	696,667.33	1,065,431.96	1,762,099.29	2,333,728.45
15 Pag-IBIG Contributions	5-01-03-020	90,800.00	46,800.00	48,600.00	95,400.00	121,200.00
16 PHILHEALTH Contributions	5-01-03-030	140,325.23	84,193.84	125,913.74	210,107.58	328,594.89
17 Employees Compensation Insurance Premiums	5-01-03-040	90,671.82	46,800.00	49,200.00	96,000.00	121,200.00
18 Terminal Leave Benefits	5-01-04-030	270,495.45	-	229,000.00	229,000.00	-
19 Other Personnel Benefits	5-01-04-990	591,472.67	557,443.24	319,834.10	877,277.34	5,544,376.19
SUB-TOTAL		P 18,538,146.71	P 9,988,722.86	P 13,259,875.35	P 23,248,598.21	P 30,394,021.53
B. Maintenance and Other Operating Expenses:						
1 Travelling Expenses-Local	5-02-01-010	P 39,900.15	P 38,100.00	P 24,900.00	P 63,000.00	P 25,000.00
2 Training Expenses	5-02-02-010	-	-	-	-	-
3 Office Supplies Expenses	5-02-03-010	15,810.46	37,706.89	34,293.11	72,000.00	75,000.00
4 Fuel, Oil & Lubricants Expenses	5-02-03-090	-	-	-	-	-
5 Military, Police and Traffic Supplies Expenses	5-02-03-120	-	-	-	-	500,000.00
6 Other Supplies & Materials Expenses	5-02-03-990	3,620,735.89	2,242,035.43	1,357,964.57	3,600,000.00	1,000,000.00
7 Postage & Courier Services	5-02-05-010	-	-	4,000.00	4,000.00	-
8 Telephone Expenses	5-02-05-020	25,384.07	-	35,000.00	35,000.00	24,000.00
9 Telephone Expenses-Mobile	5-02-05-020-1	59,064.31	10,134.39	13,865.610	24,000.00	-
10 Other General Services (62)	5-02-12-990	5,597,450.00	3,076,950.72	3,980,309.28	7,057,280.00	6,717,760.00
11 Rep. & Maint.-Infrastructure Assets (Communication Ne	5-02-13-030-05	-	-	-	-	200,000.00
12 Rep. & Maint.-Machinery and Equipment (Communicatic	5-02-13-050-07	-	-	-	-	300,000.00
13 Rep. & Maint.-Buildings and Other Structures(Other Stru	5-02-13-040-99	-	-	-	-	-
14 Rep. & Maint.-Machinery and Equipment (Office Equipm	5-02-13-050-02	350.00	-	80,000.00	80,000.00	-
15 Rep. & Maint.-Machinery and Equipment (ICT Equipmer	5-02-13-050-03	-	-	100,000.00	100,000.00	-
16 Rep. & Maint.-Transportation Equipment (Motor Vehicles	5-02-13-060-01	595,793.80	141,350.60	158,649.40	300,000.00	400,000.00
17 Insurance Expenses	5-02-16-030	-	-	-	-	-
18 Printing and Publication Expenses	5-02-99-020	83,320.00	-	-	-	50,000.00
19 Other Maint. & Oper. Expenses	5-02-99-990	1,985,281.11	271,755.00	1,078,245.00	1,350,000.00	300,000.00
20 Other Maint. & Oper. Expenses (Ord.No. 2019-059)	5-02-99-990(2)	-	117,545.96	-	1,000,000.00	300,000.00
SUB-TOTAL		P 12,023,089.79	P 5,935,578.99	P 6,867,226.97	P 13,685,260.00	P 9,891,760.00
C. Capital Outlay						
1 Infrastructure Assets - Road Networks	1-07-03-010	P -	-	P -	P -	P -
2 Building & Other Structures - Other Structures	1-07-04-990	20,430.00	-	-	-	-
3 Machinery & Equipment - Office Equipment	1-07-05-020	88,192.00	-	-	-	-
4 Machinery & Equipment - Information and Commun	1-07-05-030	-	-	-	-	-
5 Machinery & Equipment - Military, Police and Secur	1-07-05-100	2,861,474.00	865,950.00	2,134,050.00	3,000,000.00	-
6 Transportation Equipment - Motor Vehicles	1-07-06-010	1,615,200.00	-	-	-	-
SUB-TOTAL		P 4,585,296.00	P 865,950.00	P 2,134,050.00	P 3,000,000.00	P -
TOTAL OBLIGATIONS		P 35,146,532.50	P 16,790,251.85	P 22,261,152.32	P 39,933,858.21	P 40,285,781.53


Prepared by:


RENNIE F. GUMBA
Head of Office

Reviewed by:


FRANCISCO M. MENDOZA
City Budget Officer

Approved by:


NELSON S. LEGACION
City Mayor