


Mandate, Vision/Mission, Major Final Output, Performance Indicators and Target CY 2021  
Naga City


Office : **METRO PESO**  
Mandate : A multi service facility established under Ordinance #98-071 to enhance economic prosperity and social justice thru wage and self employment per section 16, Chapter 1 of Local Government Code of 1991  
Vision : Inclusive growth thru better income for Naguenos  
Mission : Provide employment and small enterprise development interventions for Naguenos in the City and abroad  
Organizational Outcome : Gainful employment and enhanced livelihood enterprise capabilities of Nagueno families


AIP Ref Code	Program/Project/Activity Description	Major Final Output	Performance/Output Indicator	Target for the Budget Year	Proposed Budget for the Budget Year			
					PS	MOOE	CO	Total
8000-2-2-8872-1	General Administrative Services	Employment, livelihood and enterprise development services	Percentage of programs, projects, activities (PPAs) fully implemented within budget and schedule	100% implementation	7.927	1.331	0.050	9.308
<b>TOTAL</b>					<b>7.927</b>	<b>1.331</b>	<b>0.050</b>	<b>9.308</b>
<b>COMPONENT PROGRAMS</b>								
8000-2-2-8872(1)-2	SPES Program	Public employment services	Number of students/OSY employed within budget and schedule	425 students/OSY		3.515		3.515
8000-2-2-8872(4)-3	Migration and Development	Social protection service	Percentage of programs, projects, activities (PPAs) fully implemented within budget and schedule	One-Stop-Shop for Overseas Filipinos sector established		0.100		0.100
8000-2-2-8872(3)-4	Angat Kabuhayan	Livelihood and enterprise development services	Percentage of livelihood and enterprise development services fully implemented within budget and schedule	100% implementation		4.400		4.400
8000-2-2-8872(2)-5	Job Fair and Bgy. Employment Program	Job placement services	Percentage of jobseekers referred and placed within the prescribed period	70% referral		0.200		0.200
8000-2-2-8872-8859(5)-6	Naga City Cooperative Development Council	Admin/Secretariat services	Percentage of PPAs fully implemented within budget and schedule	100% implementation		0.627		0.627
<b>TOTAL</b>					<b>0.000</b>	<b>8.842</b>	<b>0.000</b>	<b>8.842</b>
<b>GRAND TOTAL</b>					<b>7.927</b>	<b>10.173</b>	<b>0.050</b>	<b>18.150</b>


Prepared:

  
**FLORENCIO T. MONGOSO, JR.**  
Department Head II

Reviewed: Local Finance Committee

  
**WILFREDO B. PRILLES, JR.**  
City Planning & Devt. Officer

  
**FRANCISCO M. MENDOZA**  
City Budget Officer

  
**GREGORIA NILDA B. ABONAL**  
City Treasurer

Approved:

  
**NELSON S. LEGACION**  
City Mayor